NOTES: UNLESS OTHERWISE SPECIFIED.

1. ALL DIMENSION ARE IN mm.
   TOLERANCES TO BE ±0.5 mm
2. PARTS SPECIFIED AS FOLLOWS:
2-1. BRACKET:
   MATERIAL: AL, T=2mm
2-1. CN1, CN103 CONNECTOR: 3.96mm PITCH WAFER
   MATERIAL:
   INSULATOR: Nylon 66, 94V-2, COLOR NATURAL
   CONTACT: BRASS, TIN PLATED
2-2. CN102 CONNECTOR: 2.5mm PITCH WAFER
   MATERIAL:
   INSULATOR: Nylon 66, 94V-2, COLOR NATURAL
   CONTACT:BRASS, TIN PLATED
3. Sign "A": SCREW HOLE (M3x0.5P)

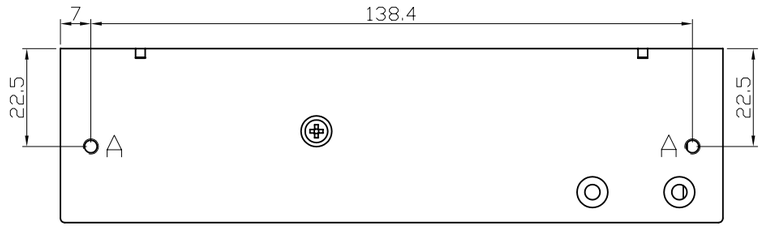

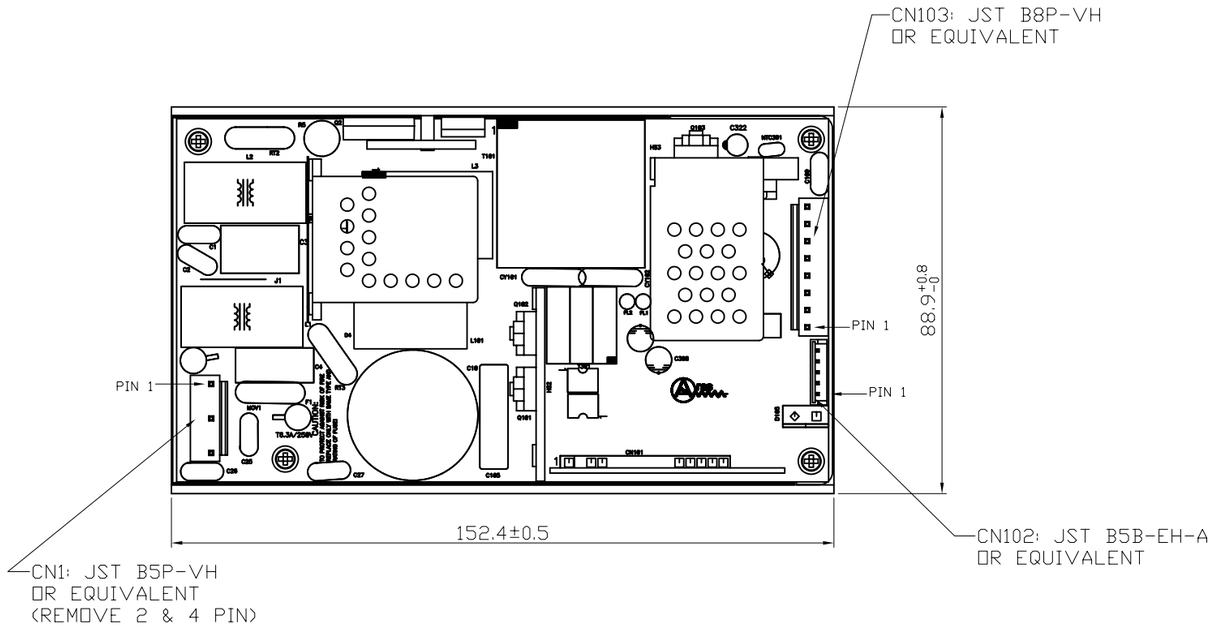

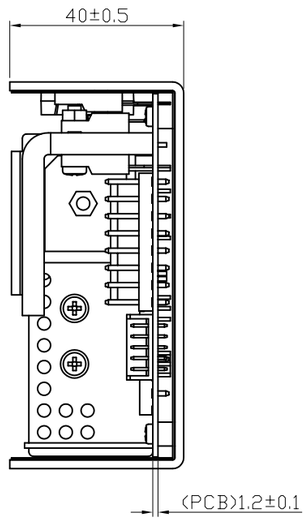

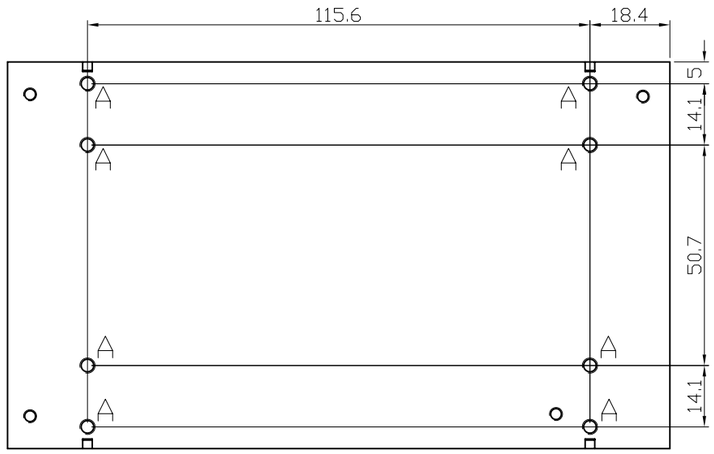

15 CFM direction of Air Flow

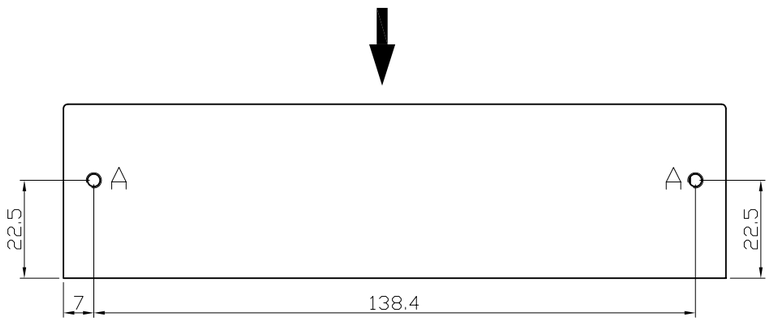

CN1 Connector	
PIN#	RATING
1	AC NEUTRAL
2	N/C
3	AC LINE
4	N/C
5	AC GROUND

CN102 Connector	
PIN#	RATING
1	POWER GOOD
2	EXT OFF
3	+5Vsb
4	+12V RETURN
5	+12V

CN103 Connector	
PIN#	RATING
1	RETURN
2	
3	
4	
5	+24V
6	
7	
8	

Aras Power Technologies Taiwan Branch 美商汎瑞斯電子科技(股)公司台灣分公司	Designed	KUSH KAO	DESCRIPTION: OUTLINE	PART NO.:	MODEL NO.: ARFU-2511M-2405
	Drawn	KUSH KAO			
	Approved:		Material:	SHEET 1 OF 1	3D FILE
THIRD ANGLE PROJECTION / UNITS: mm / SCALE: / A2 SIZE	DATE	Oct-11-2010	Treatment:	DWG NO. ARFU2511M2405V-OD-01	REV. 0.1

REV.	DESCRIPTION	DATE	APP